



415 North Highway 121
Mt. Zion, IL 62549
217-864-6142

www.stewartssews.com

Stewart's News

Volume 2011, Issue 2

September 2011

IN THIS ISSUE

News	1
Classes	2-3
Upcoming Events	4

HOLIDAY SCHEDULE

Stewart's will be **closed** the following dates to celebrate the holidays:

November 24-25
December 24-27
December 31-Jan 2

WINTER HOURS

September 6-May 29

Sunday:
Closed


Monday:
Closed

Tuesday-Friday:
9 am-5 pm

Saturday:
10 am-4 pm



Wow! What a whirl-wind summer. As many of you know my daughter was married on August 13th. It was beautiful and they are all settled in and happy little honeymooners!! We had so much fun planning and watching all the plans fall into place. I hope to post a couple pictures on our Facebook page when they are ready...keep watching...



We have expanded our cabinet line and if you haven't been in for a while come and see our beautiful KOALA cabinets...order one and it can be shipped right to your home!

This is the year for new top-of-the-line sewing machines! All of our major lines have new embroidery machines! Fun, fun, fun! We have also added the Jenny Haskins product line, beautiful Rayon threads and great stabilizers...plus Jenny's embroidery designs and magazines.



Whew! "Sew" much to see and sew...come and see us soon!



Happy Sewing,
Jana

CLASS DESCRIPTIONS—SEPTEMBER, OCTOBER, NOVEMBER

Serging101

Friday, September 30, 10:00 am—12:00 pm

Instructor: Jana Wrigley

Learn how your serger works and how to thread it

Class Fee: \$10.00

Start with a 9-Patch

Saturday, October 1, 10:30 am—3:30 pm

Instructor: Sharon White

Two nine patch blocks are made and then artfully cut up. A little switching and a little stitching produces a pair of blocks with a different look. Get a good start on a great quilt in a short time. Even beginners will get good results.

Class Fee: \$30.00

Convergence Quilt - The Ricky Tims' Version

Saturday, October 8, 10:30 am—3:30 pm

Instructor: Mary Traxler

This is a popular technique perfected by Ricky Tims. You need only one bright and colorful fabric or four compatible fabrics to complete this quilt. The skill level is intermediate.

Class Fee: \$30.00

Free Motion Quilting

Friday, October 14, 10:00 am—12:00 pm

Instructor: Jana Wrigley

Always wanted to be creative when quilting your quilts? Come and learn the techniques of free motion quilting. This is a fun and informative class that you don't want to miss!

Class Fee: \$25.00 (includes kit)

Beginning 9-Patch

Saturday, October 15, 10:30 am—3:30 pm

Instructor: Paula Hovey

Are you new to quilting or haven't even started? This is a great class for you. We will be strip piecing this great quilt and will also be discussing easy ways in which you will be able to quilt your finished project. Must know how to use a rotary cutter and your sewing machine.

Class Fee: \$30.00

X Marks the Spot

Friday, October 21, 9:30 am—3:30 pm

Instructor: Sharon White

A block that only looks complicated. Easy enough for a beginner, but fun for anyone. Within a couple of hours you will have a good start on a dramatic quilt.

Class Fee: \$30.00

X-Rated

Saturday, October 22, 10:30 am—3:30 pm

Instructor: Patsy Behl

Easy-Easy-Easy!!! All you have to do is cut out the pieces, lay them out, and start sewing! Learn the trick of how to make the piano key border fit perfectly, along with a couple of other techniques to help you "raise the bar" in your blocks.

Class Fee: \$30.00

Pumpkin Farm

Friday, October 28, 10:00 am—3:30 pm

Instructor: Sharon Jack

It's all about fall! Join us in making this beautiful Eleanor Burns wall hanging with various colored pumpkins for your autumn decorating. The Quilt in a Day Pumpkin Farm pattern is required for this class (pattern includes a banner, too). Kits available.

Class Fee: \$30.00

Tube Quilt

Saturday, October 29, 10:30 am—3:30 pm

Instructor: Boo Koen

Take a honey bun, 10 strips of a solid fabric, a little contrasting fabric and a border to complete this quilt. Good quilt for a beginner.

Class Fee: \$30.00

Shadow Box

Saturday, November 5, 10:30 am—3:30 pm

Instructor: Mary Traxler

You will be able to use up your collection of fat quarters with this quilt. The placement of light and dark gives the quilt its three dimensional effect. The quilt technique is for intermediate level of experience, but beginners could do it.

Class Fee: \$30.00

Fit to Be Framed

Saturday, November 12, 10:30 am—3:30 pm

Instructor: Marianne Snowden

Learn to needle-turn applique while making this adorable little quilt which is "Fit to Be Framed". Pattern for this little quilt also includes three small pieced quilts. Learn the overlay method of applique using freezer paper. Class will include learning sharp points, circles, inside and outside curves. Pattern required.

Class Fee: \$30.00

Serging 102

Friday, November 18, 1:00 pm—4:00 pm

Instructor: Jana Wrigley

In this second class of the basic serging series, we will learn how to use some of the serger accessories such as a beading foot, blind hem foot, and rolled hemming.

Class Fee: \$10.00

Fuzzy Flannel Curves

Saturday, November 19, 10:30 am—3:30 pm

Instructor: Patsy Behl

Who doesn't love a flannel rag quilt? The curved piecing in this quilt is a fun change from the traditional square blocks. Template and pattern required.

Class Fee: \$30.00

CLASS DESCRIPTIONS—DECEMBER

In the Pines

Saturday, December 3, 10:30 am—3:30 pm

Instructor: Sharon Jack

Celebrate the holidays with this traditional tree block wall hanging. Add Christmas gifts in a variety of shapes and sizes to add to the festivities. The Quilt in a Day In the Pines pattern is required for the class.

Class Fee: \$30.00

Itty Bitty Pinwheels

Saturday, December 10, 10:30 am—3:30 pm

Instructor: Marianne Snowden

An adorable table mat or framed piece. You may have done "The Twister" in a larger size but this is as small as it gets! Made for 2 inch squares and a border fabric this little piece can be completed in a day. Make it scrappy (like the shop sample) or in a more controlled color scheme. This technique can be applied to larger twister sizes.

Class Fee: \$30.00

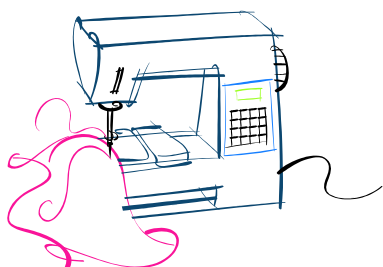
SUPPLIES FOR CLASSES:

Sewing Supplies: Machine, rotary cutter, ruler, marking pencils or chalk markers, pins, scissors (fabric and paper), thread to match fabric, bobbins for machine, seam ripper.

For Embroidery Classes: sewing supplies (listed above), pre-wound bobbins or bobbins wound with embroidery bobbin thread, embroidery arm, embroidery hoops, stabilizer, appliqué scissors, embroidery thread for selected design, and 505 spray.

CLASS POLICIES:

Classes MUST be paid for at time of registration. Stewart's and its educators reserve the right to cancel classes due to low enrollment. Those registering for full classes will be placed on a waiting list on "first come" basis. Freelance Educators are paid directly with cash or check. If you wish to use a credit card for an educator, other than a Stewart's staff member, you will be charged a \$2 processing fee. Classes cancelled by Stewart's or an educator will result in a full refund. Refunds will only be given to student 1 week or more prior to student canceling his/her class.



CLUB MEETINGS

Sewing Club

Sewing club will be a beautiful block of the month, each month we will explore new features, feet, and techniques on our sewing machines! This 12 month program begins in October and requires your registration for the entire series.

The cost of the first class is \$50, which includes 5 yards of fabric for your background, your first class fee, and handouts. Each class after will be \$15, which includes class fee, handouts, and appliqué fabric for that month's block. You can pre-pay for the year and save \$28...that's getting 2 classes and fabric for FREE! (You can also set up an Auto-Pay with your debit/credit card).




Registration is open and our first class is Tuesday, October 18. You can choose to attend either the day (1:00 pm—3:00 pm) or evening session (5:30 pm—7:30 pm).

- Tuesday, October 18
- Tuesday, November 8

Embroidery Club

Embroidery club will be a beautiful block of the month, beginning in October, and running for 6 months. Learn tips and techniques all using your embroidery machine. Most of the blocks will be auto-appliqué (you're going to love this!!!)




You will also be learning about other techniques and pick up many tips along the way! It is \$50 to join, which includes all of your background fabric for the quilt, your first CD with designs, and your class. Each class after will be \$26 and includes 6 fat 1/4's, the embroidery designs, and the class.

Registration is open and our first class is Tuesday, October 25. You can choose to attend either the day (1:00 pm—3:00 pm) or evening session (5:30 pm—7:30 pm).

- Tuesday, October 25
- Tuesday, November 15

Moda YOU

Moda YOU will meet once a month, either the first Tuesday at 6:00 pm or the first Thursday at 10:00 am. Starting in January, we will have our "Finish It Up Club". Stay tuned for details.



It's official...we're on Facebook.
Search for
"Stewart's Sewing Machines"
and friend us!

facebook

415 North Highway 121
Mt. Zion, IL 62549
www.stewartssews.com

sewing machines

Stewart's

Upcoming Specials & Events

Baby Lock
Special Financing

0% interest up to
48 months!

baby lock

Secret Santa Sale

November 26



Inventory
Reduction Sale

December
28th—30th

